
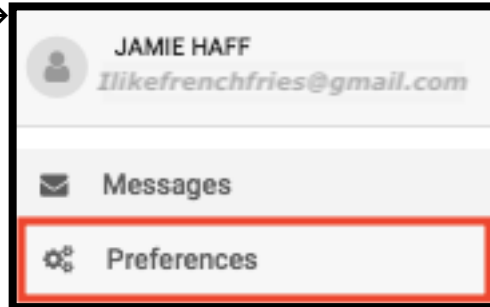
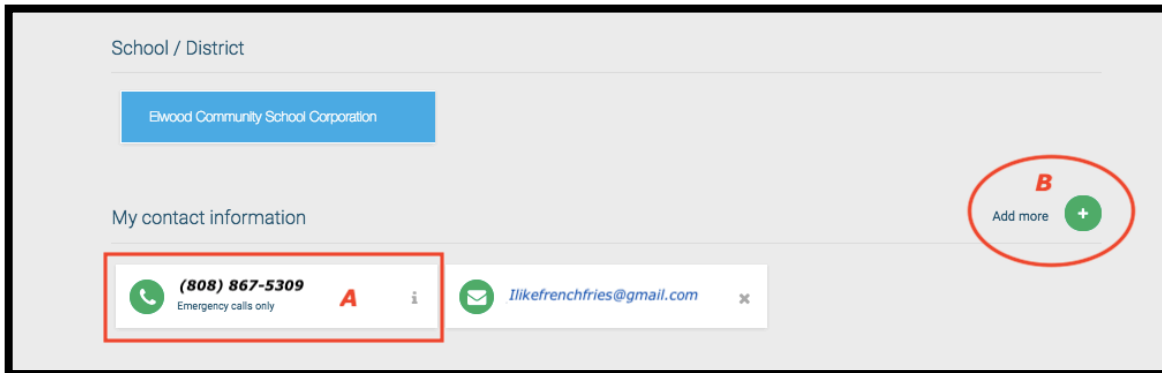


Add / Remove Emergency Alert System Information

1. Login at: <https://go.schoolmessenger.com/#/account/login>
2. Click the 3 horizontal lines in the top left corner to expand the sidebar → → → 
3. Click Preferences in the sidebar → →



4. Click on A below to edit your current phone number's call/text preferences for each type of communication
5. Click on B below to add new phone numbers and e-mail addresses



6. Choose between Call / Text in section C below
7. Save your changes with button D

